

# Registering for Member's Area

## Step 1

Click on member login, then



**Member Login**

Log In

Username

Password

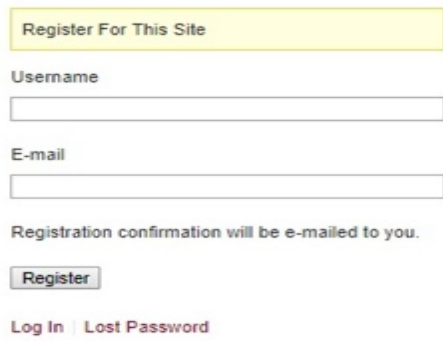
Remember Me

[Register](#) | [Lost Password](#)

click on register

*(An arrow points from the text 'click on register' to the 'Register' link.)*

## Step 2



[Register For This Site](#)

Username

E-mail

Registration confirmation will be e-mailed to you.

[Log In](#) | [Lost Password](#)

Complete form. Remember you can't change username. Your application will have to be approved by the administrator. You will receive an email with your password. Don't worry, you can change it later.

## Step 3



Log In

Username


Password

Remember Me

[Register](#) | [Lost Password](#)

Once you have a password, login as a member.

## Step 4



Welcome, [Redacted]

[Redacted]

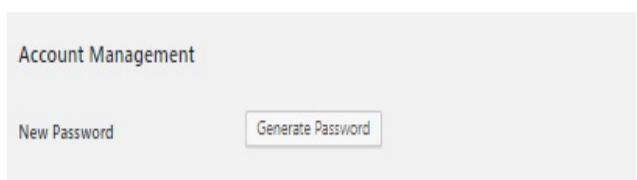
[Profile](#)

[Log Out](#)

*(An arrow points from the text 'Once logged in, click on Profile.' to the 'Profile' link.)*

Once logged in, click on Profile.

## Step 5



Account Management

New Password

Click on Generate Password, enter a personal password and save.

## Account Management

New Password

Generate Password

Sessions

Log Out Everywhere Else

*Did you lose your phone or leave your account logged in at a public computer? You can log out everywhere else, and stay logged in here.*

Update Profile

Scroll down to "generate new password". Enter your personal password and click update profile.